

IMÁGENES Y RADIOLOGÍA LTDA

BALANCE GENERAL COMPARATIVO

ACTIVO	2015	%	2014	%	Variación	%
Corriente						
Disponible						
Caja	11,305,000.00	0.06%	11,270,000.00	0.09%	35,000.00	0.31%
Banco	152,276,000.00	0.82%	643,331,000.00	5.33%	-491,055,000.00	-76.33%
Cuentas de Ahorro	104,826,000.00	0.56%	0.00	0.00%	104,826,000.00	0.00%
Sub-Total	268,407,000.00	1.44%	654,601,000.00	5.42%	-386,194,000.00	-59.00%
Inversiones						
Derechos Fiduciarios	10,550,000.00		10,282,000.00	0.09%	268,000.00	2.61%
Sub-Total	10,550,000.00		10,282,000.00	0.09%	268,000.00	0.00%
Deudores						
Clientes	6,930,733,000.00	37.11%	5,180,532,000.00	42.93%	1,750,201,000.00	33.78%
Anticipos y avances recibidos	11,252,000.00	0.06%	57,143,000.00	0.47%	-45,891,000.00	-80.31%
Impuesto de impuestos y contribuciones	244,049,000.00	1.31%	50,739,000.00	0.42%	193,310,000.00	380.99%
Provisión	(127,735,000.00)	-0.68%	(389,522,000.00)	-3.23%	261,787,000.00	0.00%
Sub-Total	7,058,299,000.00	37.79%	4,898,892,000.00	40.60%	2,159,407,000.00	44.08%
Total activo corriente	7,337,256,000.00	39.29%	5,563,775,000.00	46.11%	1,773,481,000.00	31.88%
No Corriente						
Propiedad, Planta y Equipo						
Terrenos	1,840,000,000.00	9.85%	1,840,000,000.00	15.25%	0.00	0.00%
Construcciones en curso	0.00	0.00%	1,797,009,000.00	14.89%	-1,797,009,000.00	0.00%
Construcciones y Edificaciones	2,170,401,000.00	11.62%	0.00	0.00%	2,170,401,000.00	0.00%
Maquinaria y equipo	236,295,000.00	1.27%	134,938,000.00	1.12%	101,357,000.00	0.00%
Equipo de Oficina	55,059,000.00	0.29%	48,260,000.00	0.40%	6,799,000.00	14.09%
Equipo de computo y comunicación	116,106,000.00	0.62%	81,904,000.00	0.68%	34,202,000.00	41.76%
Equipo médico científico	4,916,652,000.00	26.33%	4,870,912,000.00	40.36%	45,740,000.00	0.94%
Depreciación Acumulada	(2,872,361,000.00)	-15.38%	(2,356,182,000.00)	-19.53%	-516,179,000.00	21.91%
Sub-Total	6,462,152,000.00	34.60%	6,416,841,000.00	53.18%	45,311,000.00	0.71%
Intangibles						
En bienes recibidos en arriendo financiero	5,206,207,000.00	27.88%	0.00	0.00%	5,206,207,000.00	0.00%
Amortización Acumulada	(329,345,000.00)	-1.76%	0.00	0.00%	-329,345,000.00	0.00%
Sub-Total	4,876,862,000.00	26.11%	0.00	0.00%	4,876,862,000.00	0.00%
Diferidos						
Cargos diferidos	0.00	0.00%	86,744,000.00	0.72%	-86,744,000.00	-100.00%
Sub-Total	0.00	0.00%	86,744,000.00	0.72%	-86,744,000.00	-100.00%
Total activo no corriente	11,339,014,000.00	60.71%	6,503,585,000.00	53.89%	4,835,429,000.00	74.35%
Total activo	18,676,270,000.00	100.00%	12,067,360,000.00	100.00%	6,608,910,000.00	54.77%
PASIVO						
Corriente						
Proveedores						
Nacionales	2,370,788,000.00	16.62%	2,609,052,000.00	33.06%	-238,264,000.00	-9.13%
Sub-Total	2,370,788,000.00	16.62%	2,609,052,000.00	33.06%	-238,264,000.00	-9.13%
Cuentas por pagar						
Costos y gastos por pagar	229,521,000.00	1.61%	179,960,000.00	2.28%	49,561,000.00	27.54%
Retencion en la fuente por pagar	16,253,000.00	0.11%	19,660,000.00	0.25%	-3,407,000.00	-17.33%
Retencion industria y comercio	430,000.00	0.00%	415,000.00	0.01%	15,000.00	3.61%
Retenciones por aporte de nomina	14,499,091.00	0.10%	11,362,000.00	0.14%	3,137,091.00	27.61%

IMÁGENES Y RADIOLOGÍA LTDA

BALANCE GENERAL COMPARATIVO

Sub-Total	260,703,091.00	1.83%	211,397,000.00	2.68%	49,306,091.00	23.32%
Impuestos, gravámenes y tasas						
De renta y complementarios	0.00	0.00%	6,656,000.00	0.08%	-6,656,000.00	-100.00%
Otros	0.00		77,450,000.00	0.98%	-77,450,000.00	0.00%
Sub-Total	0.00	0.00%	84,106,000.00	1.07%	-84,106,000.00	-100.00%
Obligaciones laborales						
Cesantías consolidadas	44,052,000.00	0.31%	36,397,000.00	0.46%	7,655,000.00	21.03%
Intereses sobre cesantías	5,062,000.00	0.04%	4,178,000.00	0.05%	884,000.00	21.16%
Vacaciones consolidadas	1,361,909.00	0.01%	0.00	0.00%	1,361,909.00	0.00%
Sub-Total	50,475,909.00	0.35%	40,575,000.00	0.51%	9,900,909.00	24.40%
Total pasivo corriente	2,681,967,000.00		2,945,130,000.00		-263,163,000.00	-8.94%
No corriente						
Obligaciones financieras						
Bancos nacionales	6,050,319,000.00	42.41%	1,991,445,000.00	25.24%	4,058,874,000.00	0.00%
Sub-Total	6,050,319,000.00	42.41%	1,991,445,000.00	25.24%	4,058,874,000.00	0.00%
Cuentas por pagar						
Deudas con socios	3,105,757,000.00	21.77%	949,604,000.00	12.03%	2,156,153,000.00	0.00%
Dividendos por Pagar	2,000,000,000.00	14.02%	2,000,000,000.00	25.35%	0.00	0.00%
Sub-Total	5,105,757,000.00	35.79%	2,949,604,000.00	37.38%	2,156,153,000.00	0.00%
Otros pasivos						
Anticipos y avances recibidos	2,046,000.00	0.01%	4,666,000.00	0.06%	-2,620,000.00	-56.15%
Depositos recibidos	426,292,000.00	2.99%	0.00	0.00%	426,292,000.00	0.00%
Sub-Total	428,338,000.00	3.00%	4,666,000.00	0.06%	423,672,000.00	9079.98%
Total pasivo no corriente	11,584,414,000.00	81.20%	4,945,715,000.00	62.68%	6,638,699,000.00	134.23%
Total pasivo	14,266,381,000.00	100.00%	7,890,845,000.00	100.00%	6,375,536,000.00	80.80%
PATRIMONIO						
Capital social						
Partes por social	250,000,000.00	5.67%	250,000,000.00	5.99%	0.00	0.00%
Sub-Total	250,000,000.00	5.67%	250,000,000.00	5.99%	0.00	0.00%
Reservas						
Reserva legal	125,000,000.00	2.83%	125,000,000.00	2.99%	0.00	0.00%
Sub-Total	125,000,000.00	2.83%	125,000,000.00	2.99%	0.00	0.00%
Revalorización del patrimonio						
De capital Social	26,480,000.00	0.60%	26,480,000.00	0.63%	0.00	0.00%
Sub-Total	26,480,000.00	0.60%	26,480,000.00	0.63%	0.00	0.00%
Resultado del ejercicio						
Utilidad del Ejercicio	233,373,000.00	5.29%	623,561,000.00	14.93%	-390,188,000.00	-62.57%
Sub-Total	233,373,000.00	5.29%	623,561,000.00	14.93%	-390,188,000.00	-62.57%
Resultado de Ejercicios anteriores						
Utilidades o excedentes acumulados	3,775,036,000.00	85.60%	3,151,474,000.00	75.46%	623,562,000.00	19.79%
Sub-Total	3,775,036,000.00	85.60%	3,151,474,000.00	75.46%	623,562,000.00	19.79%
Total patrimonio	4,409,889,000.00	100.00%	4,176,515,000.00	100.00%	233,374,000.00	5.59%
Total pasivo mas patrimonio	18,676,270,000.00	100.00%	12,067,360,000.00	100.00%	6,608,910,000.00	54.77%


.....

IMÁGENES Y RADIOLOGÍA LTDA


BALANCE GENERAL COMPARATIVO



RAFAEL ALMEIDA PEREZ
REPRESENTANTE LEGAL



WENDYS CARDENAS DOMINGUEZ
CONTADOR TP. 157316-T



GUSTAVO BONILLA MARTINES
REVISOR FISCAL TP 61123-T

IMÁGENES Y RADIOLOGÍA LTDA

ESTADO DE RESULTADO COMPARATIVO

	2015	%	2014	%	Variación	%
INGRESOS						
Operacionales						
Unidad de apoyo a diagnostico	7,867,260,000.00	100.00%	8,287,150,000.00	100.00%	419,890,000.00	-5.07%
Total Ingresos operacionales	7,867,260,000.00	100.00%	8,287,150,000.00	100.00%	419,890,000.00	-5.07%
Devoluciones en ventas						
Devoluciones, rebajas y descuentos	(\$ 272,139,000.00)	-3.46%	(\$ 255,735,000.00)	-3.09%	16,404,000.00	6.41%
Total devoluciones, rebajas y descuentos	(\$ 272,139,000.00)	-3.46%	(\$ 255,735,000.00)	-3.09%	16,404,000.00	6.41%
Total Ingresos netos	7,595,121,000.00	96.54%	8,031,415,000.00	96.91%	436,294,000.00	-5.43%
COSTOS						
Unidad funcional de apoyo diagnostico	(\$ 4,018,941,000.00)	-51.08%	(\$ 4,583,899,000.00)	-55.31%	564,958,000.00	-12.32%
Unidad funcional de mercadeo	(\$ 240,123,000.00)	-3.05%	(\$ 310,132,000.00)	-3.74%	70,009,000.00	-22.57%
Total unidad funcional de apoyo diagnostico	(\$ 4,259,064,000.00)	-54.14%	(\$ 4,894,031,000.00)	-59.06%	634,967,000.00	-12.97%
Utilidad Bruta	3,336,057,000.00	42.40%	3,137,384,000.00	37.86%	198,673,000.00	6.33%
GASTOS OPERACIONALES						
Gastos de personal	(\$ 588,821,000.00)	-7.48%	(\$ 509,240,000.00)	-6.14%	79,581,000.00	15.63%
Honorarios	(\$ 194,331,000.00)	-2.47%	(\$ 99,792,000.00)	-1.20%	94,539,000.00	94.74%
Impuestos	(\$ 216,502,000.00)	-2.75%	(\$ 158,306,799.00)	-1.91%	58,195,201.00	36.76%
Arrendamientos	(\$ 204,000,000.00)	-2.59%	(\$ 204,000,000.00)	-2.46%	0.00	0.00%
Seguros	(\$ 45,210,000.00)	-0.57%	(\$ 28,122,000.00)	-0.34%	17,088,000.00	60.76%
Servicios	(\$ 366,212,000.00)	-4.65%	(\$ 229,485,000.00)	-2.77%	136,727,000.00	59.58%
Gastos legales	(\$ 3,190,000.00)	-0.04%	(\$ 6,055,000.00)	-0.07%	2,865,000.00	-47.32%
Mantenimiento y reparaciones	(\$ 24,036,000.00)	-0.31%	(\$ 23,903,000.00)	-0.29%	133,000.00	0.56%
Adecuación y instalación	(\$ 6,885,000.00)	-0.09%	(\$ 108,338,000.00)	-1.31%	101,453,000.00	-93.64%
Depreciación	(\$ 516,179,000.00)	-6.56%	(\$ 493,382,000.00)	-5.95%	22,797,000.00	4.62%
Amortización	(\$ 335,263,000.00)	-4.26%	\$ 0.00	0.00%	335,263,000.00	0.00%
Diversos	(\$ 35,385,000.00)	-0.45%	(\$ 28,242,000.00)	-0.34%	7,143,000.00	25.29%
Provisiones	\$ 0.00	0.00%	\$ 0.00	0.00%	0.00	0.00%
Total gastos operacionales	(\$ 2,536,014,000.00)	-32.24%	(\$ 1,888,865,799.00)	-22.79%	647,148,201.00	34.26%
GASTOS OPERACIONALES DE V.						
servicios	(\$ 58,702,000.00)		(\$ 3,678,000.00)	-0.05%	55,024,000.00	1496.03%
Total gastos operacionales de ventas	(\$ 58,702,000.00)		(\$ 3,678,000.00)	-0.05%	55,024,000.00	1496.03%
Utilidad operacional	741,341,000.00	9.42%	1,244,840,201.00	15.02%	503,499,201.00	-40.45%
INGRESOS NO OPERACIONALES						
Financieros	6,736,000.00	0.09%	14,416,000.00	0.17%	7,680,000.00	-53.27%
Recuperaciones	97,625,000.00	1.24%	76,330,000.00	0.92%	21,295,000.00	27.90%
Diversos	4,934,000.00	0.06%	6,572,000.00	0.08%	1,638,000.00	-24.92%
Total Ingresos no operacionales	109,295,000.00	1.39%	97,318,000.00	1.17%	11,977,000.00	12.31%
GASTOS NO OPERACIONALES						
Financieros	(\$ 477,977,000.00)	-6.08%	(\$ 177,446,000.00)	-2.14%	300,531,000.00	169.36%
Gastos Extraordinarios	(\$ 1,000.00)	0.00%	(\$ 3,003,000.00)	-0.04%	3,002,000.00	-99.97%
Sanciones	(\$ 159,000.00)		(\$ 1,382,000.00)	-0.02%	1,223,000.00	-88.49%
Diversos	(\$ 3,300,000.00)		(\$ 10,000,000.00)	-0.12%	6,700,000.00	0.00%
Total gastos no operacionales	(\$ 481,437,000.00)	-6.12%	(\$ 191,831,000.00)	-2.31%	289,606,000.00	150.97%
Utilidad neta antes de gasto de impuesto	369,199,000.00	4.69%	1,150,327,201.00	13.88%	781,128,201.00	-67.90%

IMÁGENES Y RADIOLOGÍA LTDA

ESTADO DE RESULTADO

COMPARATIVO

	2015	%	2014	%	Variación	%
Gasto de Impuesto renta	25% (\$ 99,872,000.00)	-1.27%	(\$ 387,328,000.00)	-4.67%	287,456,000.00	-74.22%
Gasto de Impuesto Cree	9% (\$ 35,954,000.00)	-0.46%	(\$ 139,438,201.00)	-1.68%	103,484,201.00	-74.22%
Utilidad neta	<u>233,373,000.00</u>	2.97%	<u>623,561,000.00</u>	7.52%	390,188,000.00	-62.57%


0.00



RAFAEL ALMEIDA PEREZ
REPRESENTANTE LEGAL



WENDYS CARDENAS DOMINGUEZ
CONTADOR TP. 157326-T



GUSTAVO BONILLA MARTINES
REVISOR FISCAL TP 61123-T